

Creating a Story

To be able to complete this you will need to download the app called - Unfold - story templates.



Unfold — Story Templates

Stories Editor & Collage Maker

★★★★★ 21K

Dear Parent/Carer and Student,

Some ideas for continuing work on the unfold app, or creating a story on paper with information about activities you are doing during the lockdown. On the following pages are simple craft ideas which you can complete or find your own!

A reminder of what you need to do:

1. Download the app.
2. Select a craft task off the next pages or find your own!
3. Get the items which are needed.
4. Get creating! Take photos throughout if possible.
5. Create your story. Add photos to it if you can. Explain what you did, how it went, what it looked like. As much detail as possible.

Please save the stories to the app (you can also save them to your phone and as a pdf if you would like). We would love to see them when we are back in school and for you to show us what you have been up to!

If you can't access the app you can create your stories using pen and paper. Please save these to show us when we are back in school.

Below are some websites you can use if you want to find your own craft ideas:

<https://www.easypeasyandfun.com/crafts-for-kids/>

<https://www.easy-crafts-for-kids.com/>

Google colouring in pages, or even better, maths colouring in pages!


If you have questions, please do not hesitate to contact the Academy. I will get a message and will call you as soon as I can.




Yours faithfully

Mrs Beresford

SEND Operations

Paper Plate Frog





Cotton Ball Igloo



Easy Crafts
for Kids

www.easy-crafts-for-kids.com

