

# Welcome to our Year 11 Preparing for Success Evening – Mock 2!

Please grab a drink and take a seat  
Please fill the round tables first!

# Welcome to Sheffield Park Academy!



**School days**



**Sheffield Park Academy**

The best in everyone™

Part of United Learning

**Community** **Ambition** **Respect** **Endurance**

## Well-being

- Prepare now, feel less anxious
- Revise now, feel less anxious
- 'Chunk' your revision – bit by bit, over time – start early
- Take breaks
- Eat healthily
- Get fresh air
- Exercise

**PREPARE  
NOW!**



- **Maths – grade 4+**
- **English – grade 4+**
- **History/ geography – grade 4+**
- **All other subjects – grade 4+/ Level 2 Pass+**

**Aim for a grade higher than  
your Y11 november mock  
grade**



## Misconceptions/ Common Mistakes..

- Beware the 'secret revisers'....
  - 'none of my friends are revising...'
  - 'I'm not revising at all...'



## Misconceptions/ Common Mistakes..

- 'It's not a competition...'
  - It actually is...
  - Exam grade boundaries change (up and down) each year, depending on how well students perform



**Over 7,000 Y11 Pupils  
in Sheffield alone...!**



**Community Ambition Respect Endurance**

# Ms. Zanca

## Head of English

## GCSE English:

**Students study both Language and Literature during their English GCSE lessons at SPA.**

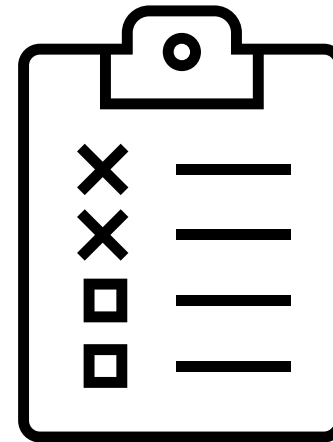
**Students will sit 4 exams in May and June 2026**

**Literature Paper 1**

**Literature Paper 2**

**Language Paper 1**

**Language Paper 2**



## March Mock Exams (PPE2)

Students will be sitting the following exams:

**Monday 2<sup>nd</sup> March**

**Literature Paper 1**  
**1 hour 45 minutes**

**2 sections (essays):**

- Macbeth
- A Christmas Carol

**Thursday 5<sup>th</sup> March**

**Language Paper 1**  
**1 hour 45 minutes**

**2 sections :**

- Reading questions
- Creative writing

## Literature Paper 1

You will be given an extract from Macbeth .

**Step 1: Key word the question**

**Step 2: Work out is this extract from the Beginning /Middle/End?**

**Step 3: Plan quotes from B/M/E**

**Step 4: Write an essay with an introduction, B+M+E and a conclusion (if time)**

**Shakespeare: Macbeth**

Read the following extract from Act 1 Scene 5 and answer the question that follows.

At this point in the play, Lady Macbeth is reading a letter from Macbeth.

**Lady Macbeth**

The raven himself is hoarse  
That croaks the fatal entrance of Duncan  
Under my battlements. Come, you spirits  
That tend on mortal thoughts, unsex me here,  
And fill me from the crown to the toe top-full  
Of direst cruelty! make thick my blood;  
Stop up the access and passage to remorse,  
That no compunctious visitings of nature  
Shake my fell purpose, nor keep peace between  
The effect and it! Come to my woman's breasts,  
And take my milk for gall, you murdering ministers,  
Wherever in your sightless substances  
You wait on nature's mischief! Come, thick night,  
And pall thee in the dunnest smoke of hell,  
That my keen knife see not the wound it makes,  
Nor heaven peep through the blanket of the dark,  
To cry 'Hold, hold!'

Starting with this extract, how does Shakespeare present Macbeth as a dangerous character?

Write about:

- how Shakespeare presents Lady Macbeth as a dangerous character in this extract
- how Shakespeare presents Lady Macbeth as a dangerous character in the play as a whole

[30 marks]  
[AO4 4 marks]

## Author's Message:

# Ambition = evil

*Every exam question links to this.*

## Context:

- The Jacobean era
- The Divine Right of Kings
- The Natural Order
- Supernatural (witches) = evil



# Macbeth



## 3 Key Quotes:

- *“Stars hide your fires, let not light see my black and deep desires.”* (Macbeth)
- *“Out damn spot! Out I say!”* (Lady Macbeth)
- *“Out out brief candle, life is but a walking shadow.”* (Macbeth)

## Recurring Motifs:



**Light / Dark**  
= Good / Evil



**Blood**  
= Guilt



**Sleep**  
= Innocence



**Hands**  
= Responsibility

## Literature Paper 1

You will be given an extract from A Christmas Carol.

Step 1: Key word the question

Step 2: Work out is this extract from the Beginning /Middle/End?

Step 3: Plan quotes from B/M/E

Step 4: Write an essay with an introduction, B+M+E and a conclusion (if time)

Read the following extract from Chapter 4 and then answer the question that follows.

In this extract, Scrooge witnesses thieves helping themselves to a dead man's belongings.

"And now undo my bundle, Joe," said the first woman. Joe went down on his knees for the greater convenience of opening it, and having unfastened a great many knots, dragged out a large and heavy roll of some dark stuff. "What do you call this?" said Joe. "Bed-curtains?" "Ah!" returned the woman, laughing and leaning forward on her crossed arms. "Bed-curtains." "You don't mean to say you took them down, rings and all, with him lying there?" said Joe. "Yes I do," replied the woman. "Why not?" "You were born to make your fortune," said Joe, "and you'll certainly do it." "I certainly shan't hold my hand, when I can get anything in it by reaching it out, for the sake of such a man as he was, I promise you, Joe," returned the woman coolly. "Don't drop that oil upon the blankets, now." "His blankets?" asked Joe. "Whose else's do you think?" replied the woman. "He isn't likely to take cold without them, I dare say." "I hope he didn't die of any thing catching. Eh?" said old Joe, stopping in his work, and looking up. "Don't you be afraid of that," returned the woman. "I an't so fond of his company that I'd loiter about him for such things, if he did. Ah. you may look through that shirt till your eyes ache; but you won't find a hole in it, nor a threadbare place. It's the best he had, and a fine one too. They'd have wasted it, if it hadn't been for me." "What do you call wasting of it?" asked old Joe. "Putting it on him to be buried in, to be sure," replied the woman with a laugh. "Somebody was fool enough to do it, but I took it off again. If calico an't good enough for such a purpose, it isn't good enough for anything. It's quite as becoming to the body. He can't look uglier than he did in that one." Scrooge listened to this dialogue in horror. As they sat grouped about their spoil, in the scanty light afforded by the old man's lamp, he viewed them with a detestation and disgust, which could hardly have been greater, though they demons, marketing the corpse itself. "Ha, ha!" laughed the same woman, when old Joe, producing a flannel bag with money in it, told out their several gains upon the ground. "This is the end of it, you see. He frightened every one away from him when he was alive, to profit us when he was dead. Ha, ha, ha!"

Starting with this extract, how does Dickens present morality?

Write about: -

- How Dickens presents morality in this extract.
- How Dickens presents morality in the novel as a whole.

[30 marks]

## Author's Message:

Anyone is capable of redemption if they are generous.

*Every exam question links to this.*

## Context:

- The Victorian era
- Poverty
- Prisons and Workhouses
- The Malthusian Principle



# A Christmas Carol



## 3 Key Quotes:

- *"Solitary as an oyster."*
- *"Another idol has displaced me... a golden one." (Belle to Scrooge)*
- *"Prize Turkey." "second father"*

## Recurring Motifs:



### **Cold**

At the start, Scrooge is associated with cold to show he is cold-hearted.



### **Warmth**

At the end, when Scrooge is redeemed through generosity, he becomes associated with warmth and fire.

## Literature : what are you marked on?

**AO1 – quotes and references from the beginning, middle and end**

**AO2 – explaining quotes and stage directions – zoom into key words and their effect**

**AO3 – link to the writer's message to the audience and his reason for writing the play / novella**

**AO4 – 4 marks for spelling and grammar in Macbeth**

# Language Paper 1

1 hr 45 mins  
1 fiction source

## Question 5

40 marks  
45 mins

Creative writing  
using **SZSOR**.



**Setting**



**Zoom**



**Shift**

One Sentence Paragraph



**Return**

## Question 4

20 marks  
25 mins

Evaluate whether you agree with the  
statement + analyse language.

**PEZL**

## Question 3

8 marks  
10 mins

Analyse the structure of the  
source.

**BEGINNING**  
**MIDDLE**  
**END**

## Question 2

8 marks 10 mins

Analyse language in one  
section. **PEZL**

## Question 1

4 marks  
5 mins

*Write 4 things about  
a section of the  
source.*

## Language Paper 1

**Overall this paper is worth 80 marks**

**4 questions on reading: (40 marks)**

- **Students will read an extract from a story**
- **The reading questions ask students to analyse the way the writer has used language.**

## Language Paper 1

**Overall this paper is worth 80 marks**

**Creative writing (40 marks)**

**Students write a description of an image or a story**

## Homework

Homework for English is set weekly and consists of short, chunked questions about the literature texts.

This is set on Seneca, which marks homework and provides areas of development for pupils based on the knowledge they have displayed.



Seneca provides opportunities for active learning and spaced retrieval which are key as revision tools.

## How teachers have been preparing students

Fortnightly 'big write' – a practice exam question under exam conditions. Teachers mark and give feedback to aid progress.

This data is also used to track progress regularly and identify pupil needs for 'Success Sessions' and Saturday School.



Teaching exam strategy

Teaching reading strategies

We have covered all of the content that will be in the mocks





# Mr. Stankiewicz

## Head of Maths

# **Mathematics**

**We study Edexcel Mathematics at SPA.**

**Students will sit 3 exams in May and June.**

**Mathematics is a tiered exam.**

# **Mathematics**

**We have carefully considered whether your child should sit Foundation or Higher.**

**Students sitting Foundation Mathematics can attain grades 1-5.**

**Students sitting Higher Mathematics can attain grades 3 – 9.**

# Mathematics

## Mock 2 Exams – March 2026:

**Paper 1 Non-Calculator – 4<sup>th</sup> March**

**Paper 2 Calculator – 9<sup>th</sup> March**

**Paper 3 Calculator – 12<sup>th</sup> March**



# Mathematics

## Every Tuesday

- For any student on either tier, the first half of the paper is crucial for obtaining either a Grade 4 or 5 on Foundation or a Grade 6+ on Higher.
- The staples is roughly 40 marks.
- If you gain 40 marks on all 3 papers then you have already scored 120 marks.
- Based on recent grade boundaries:
  - **Grade 4** on Foundation requires approximately 150 marks.
    - *You would need an approximate average of 10 more marks per paper.*
  - **Grade 5** on Foundation requires approximately 180 marks.
    - *You would need an approximate average of 20 more marks per paper.*
  - **Grade 6** on Higher requires approximately 120 marks.
    - *You can achieve this on the first half of the paper alone!*
  - **Grade 7** on Higher requires approximately 150 marks.
    - *You would need an approximate average of 10 more marks per paper.*

## Sparx Maths – Personalised revision and retrieval

< GCSE Exam-Style Foundation /

← Previous student

Next student →

Unit Weekly Task 1 ▾



✓ Correct answer ✗ Incorrect answer 👁 Viewed but not answered

Q1 ✓

Q2 ✓

Q3 ✗ ✓

Q4 ✓

Q5 ✓

Q6 ✓

Q7 ✓

Q8 ✓

### Weekly Task 1 – Q1

Student answer ☐ Correct answer

Ammar has £28  
He spends  $\frac{1}{4}$  of it on a new toy digger.

How much does the toy cost?



Sheffield Park Academy

The best in everyone™

Part of United Learning

Community Ambition Respect Endurance

# Mathematics

Homework is set every week on Sparx.

Sparx adapts to the needs of every learner.

It will have revision for the mock exams and also will give support on the topics that were areas for development after marking.

Teachers are also giving exam papers out regularly.

# Mathematics

**Maths Revision Packs – please collect!**

- **Useful websites**
- **Topic frequency**
- **Sparx topic lists**

# Mrs. El-Hakam

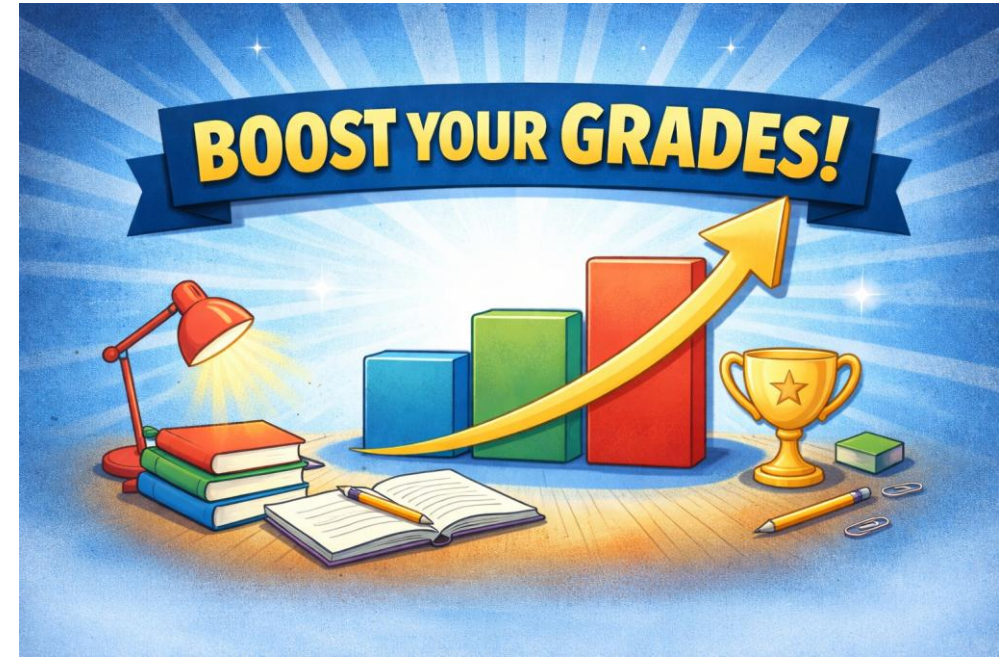
## Assistant Principal

## Teaching & Learning

# Homework – Key to success!

Research informed:

- Homework helps students practice what they learned in class - the act of revisiting material outside lesson time strengthens memory and skills.
- Students who complete homework consistently score higher on assessments than those who don't.



## Online platforms – Sparx and Seneca

We use online homework platforms that supports your child's learning in Science English and Maths.

They provides regular, targeted practice that helps students revisit what they have learned in lessons, strengthen their understanding, and build confidence.

Students receive instant feedback and use the information to support progress in class.



# Homework

## WHEN?



When is Homework set and due for completion?

	Science	English	Maths
Set	Monday 10am	Tuesday 10am	Wednesday 10am
Due	Monday 9am	Tuesday 9am	Wednesday 9am

## HOMEWORK Club

Tuesday, Wednesday and Thursday

3B5

3.10pm – 4pm

TOP TIPS



Start your homework early



Talk to a teacher if you're stuck



Read the support fully

## Rewards

Complete all your homework to 100% to receive rewards stamps, enter a prize draw to win a weekly chocolate prize or a £50 Meadowhall voucher each half term!



Non completion will result in a compulsory 20 minute Homework Support Session which will escalate to a 40 minute detention if not attended.



Sheffield Park Academy  
The best in everyone™  
Part of United Learning

# Mr. Lever

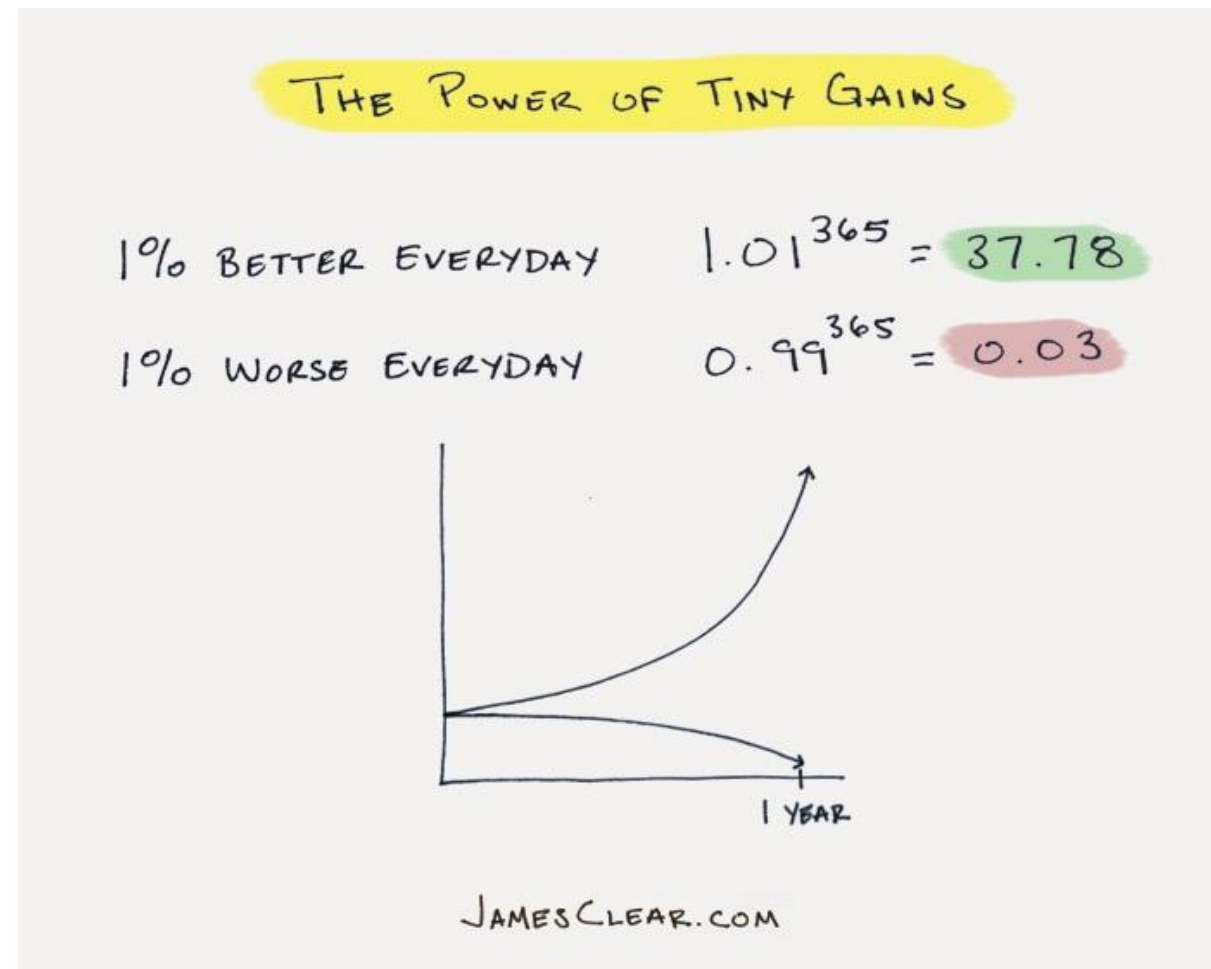
## Assistant Principal

# Achievement & Assessment

# Preparing for Success – SPA Revision Techniques

- Small Habits make a big difference over time
- Perform the process – results will come
- Decide who you want to be – and act it.

1 more minute – 1 more mark –  
**Every day...!**



## Study Skills – Claiming your space

**Organise your space:** Design one learning space in your home – that will be the same each time you use it. Ensure it has the equipment you need and is clutter free so you can focus.

**Eliminate Distractions:** Store your phone away from your desk – turned off ideally. Use a watch to time your session. Place a sign on your door asking not to be disturbed.

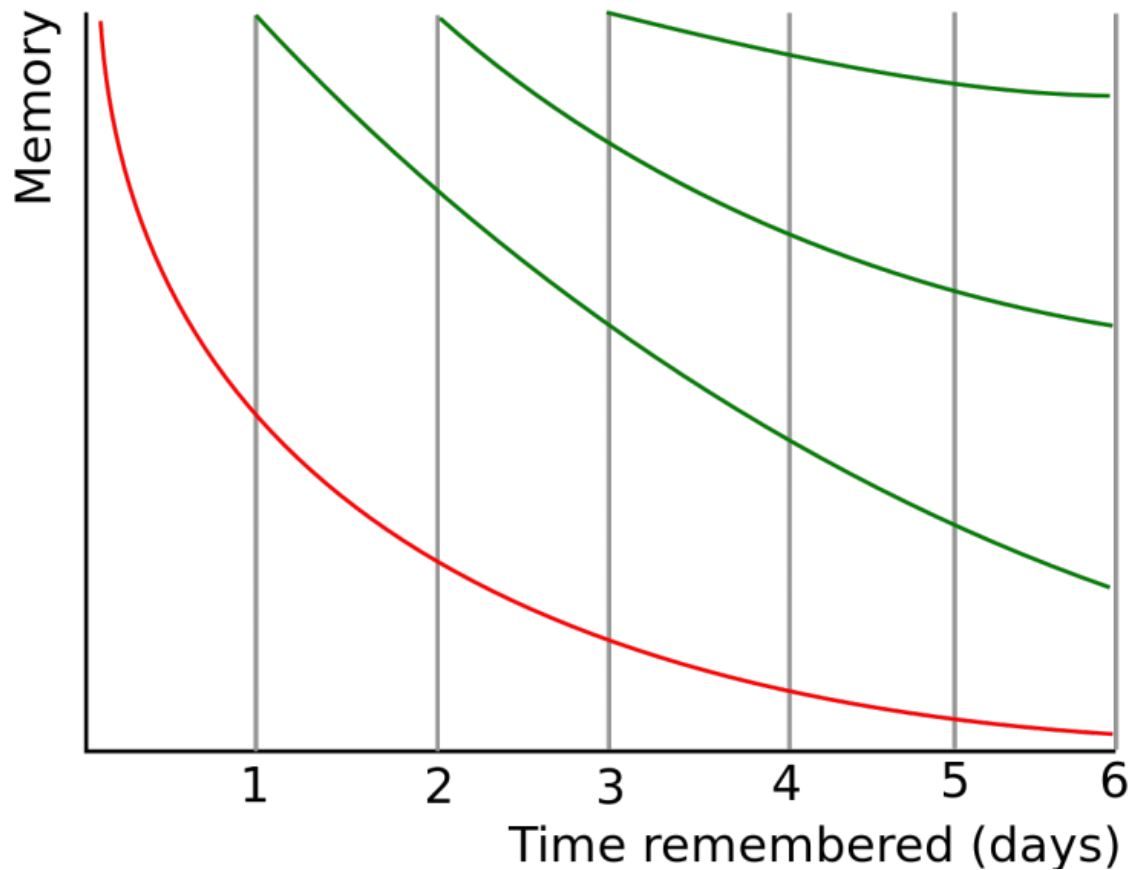
## Study Skills – The Pomodoro Technique

**Focussed Work:** This technique involves 25 minutes of focused work, followed by a break.

**Treat yourself:** After the period of work – take yourself away from your learning space. Do something unrelated to learning or school.

# The Forgetting Curve – Why it's important to space retrieval

**The Forgetting Curve**



**Repetition leads to remembering:  
Knowledge must be repeated in order to commit to long term memory, and this is done better when repeated over time.**

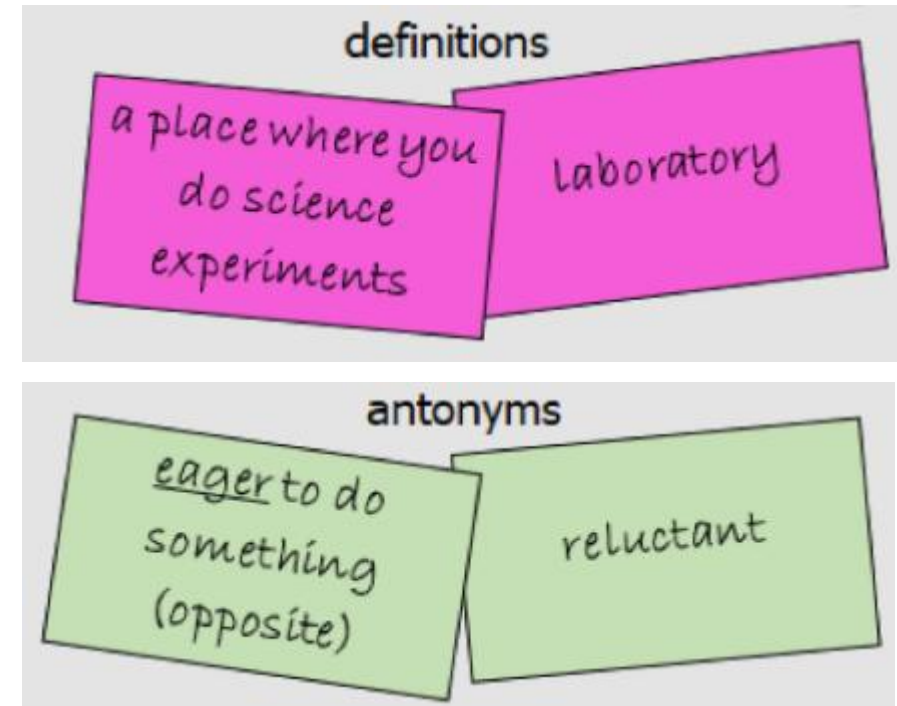
## Flashcards

Small cards used as a study aid

One side contains a question, term or concept

The other side has the answer/explanation.

<https://youtu.be/p3-o0pxDrL0>



***Flashcards help active recall – stimulating your memory during learning – strengthening neural connections.***

One Community, One Park

## Creating Great Flashcards



**Sheffield Park Academy**

The best in everyone™

Part of United Learning

<https://youtu.be/p3-o0pxDrL0>

**Community** **Ambition** **Respect** **Endurance**

## How to Write Effective Flashcards

### 1. Keep it Simple

Each flashcard should focus on one question or concept. Overloading a card can be overwhelming.

**Bad Example:** "What are the causes of World War I and how did each contribute?"

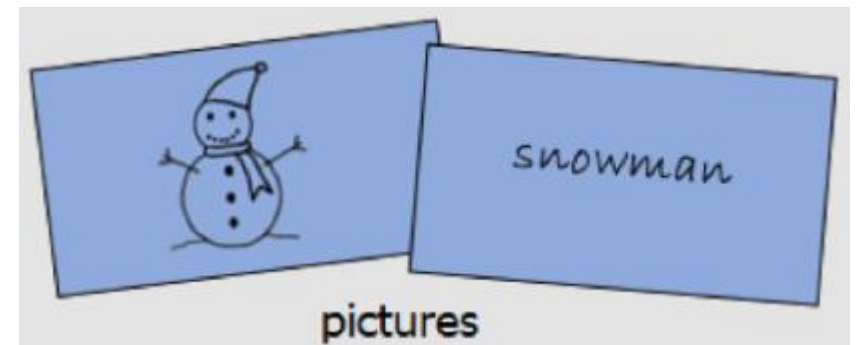
**Good Example:** "What event sparked the beginning of World War I?"

## How to Write Effective Flashcards

### 2. Use Imagery and Mnemonics:

Where possible, include images or mnemonic devices that can help make the information stick.

**Example:** For biology, include a diagram on one side with labels to identify on the other side.



## How to Write Effective Flashcards

### 3. **Be Clear and Concise:**

Avoid long sentences. Use bullet points or key phrases instead.

### Example:

- **Front:** "List the three branches of the UK government."
- **Back:** "Executive, Legislative, Judicial"

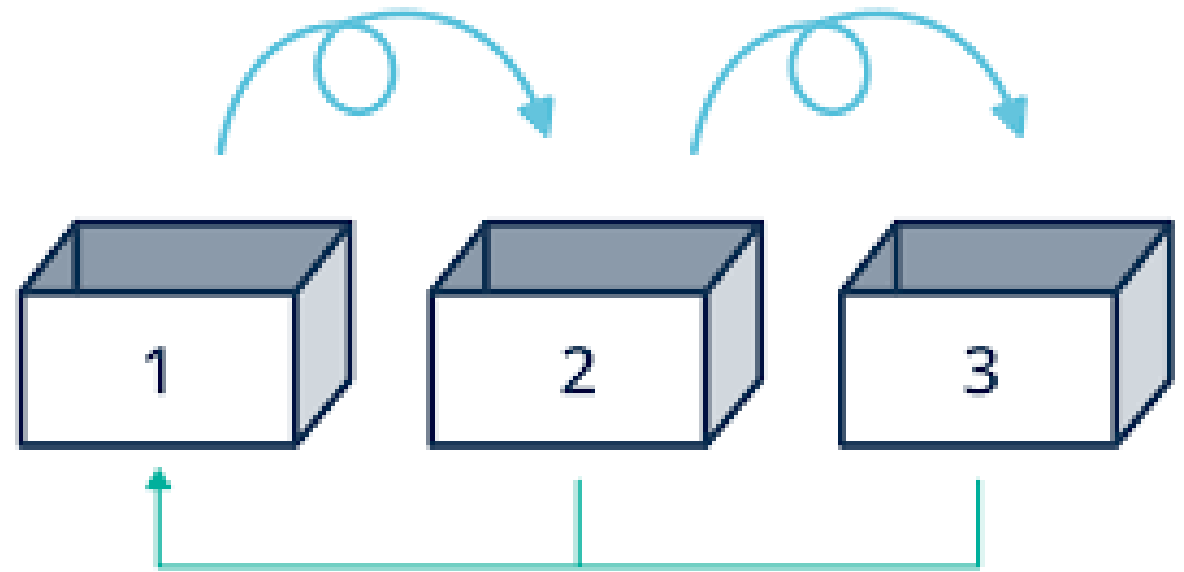
## How to Write Effective Flashcards

### 4. **Personalize Your Cards:**

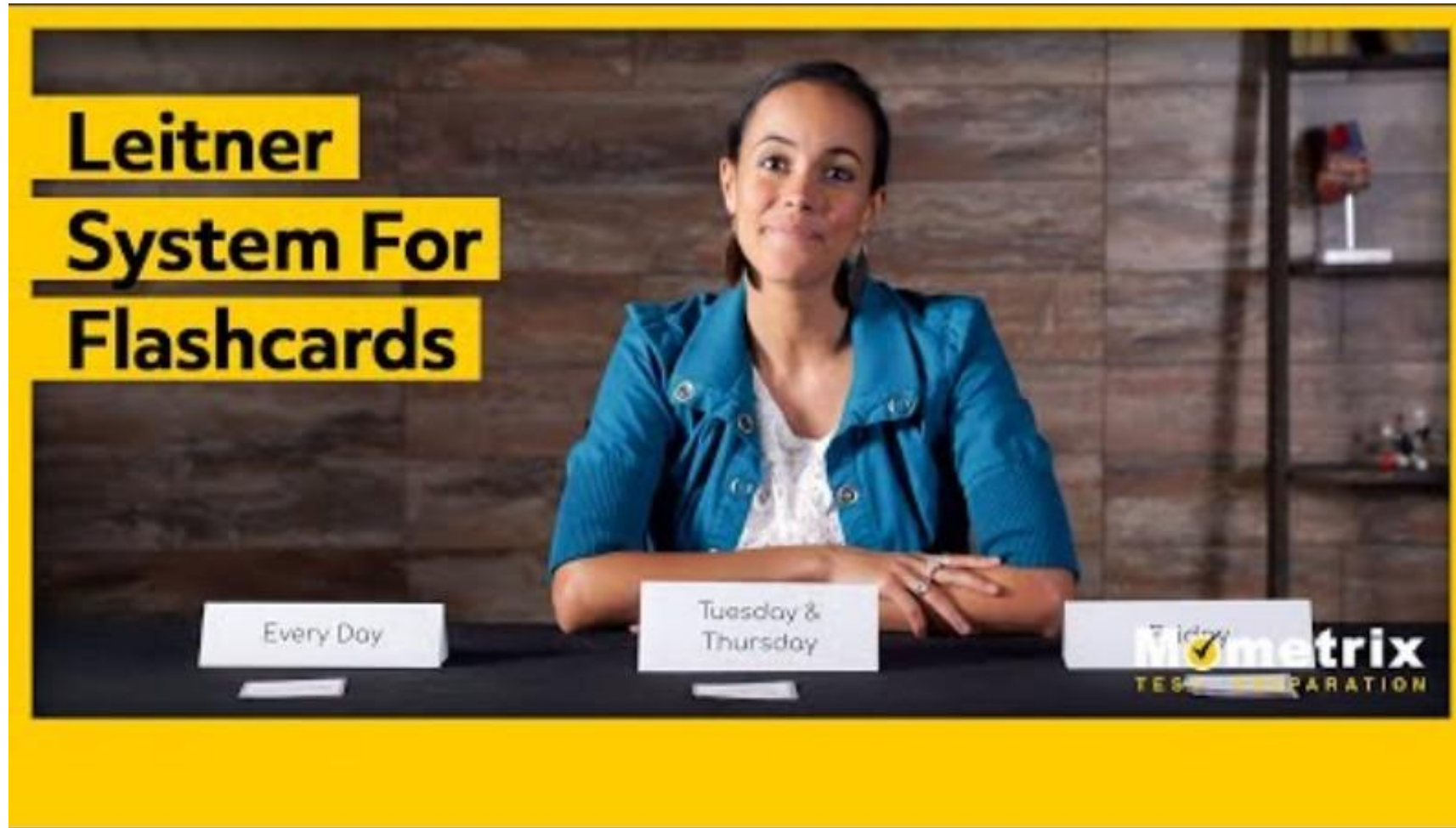
Make them meaningful to you. If a certain word or concept reminds you of something, use that association.

# Spaced Retrieval – Using your Flashcards

Space out your flashcard review sessions over days, weeks, or months. This method, known as spaced repetition, strengthens your memory over time.



# Spaced Retrieval – Using your Flashcards



## Using your Flashcards

### Test Yourself Regularly:

- **Explanation:** Regular self-testing reinforces what you've learned and identifies gaps in your knowledge.
- **Practical Tip:** Set aside specific times to go through your flashcards and stick to that schedule.

## Using your Flashcards

### Avoid Passive Reviewing:

- **Explanation:** Simply flipping through flashcards without actively trying to recall the answer isn't effective.
- **Practical Tip:** Cover the answer and try to speak or write it down before checking.

## Bad examples...and GOOD examples!

**Front:** "Explain the structure of DNA, including the double helix, base pairs, and the role of nucleotides."

**Back:** "DNA has a double helix structure made up of two strands that coil around each other. The base pairs are adenine with thymine, and guanine with cytosine, connected by hydrogen bonds. Nucleotides are the building blocks of DNA, each consisting of a sugar, phosphate group, and a nitrogenous base."

**Front**

"What are the base pairs in DNA?"

**Back**

"Adenine pairs with thymine, and guanine pairs with cytosine."

**Front**

"What is the structure of the DNA molecule?"

**Back**

"A double helix composed of two strands that coil around each other."

**Front**

"What are the components of a nucleotide?"

**Back**

"A sugar, a phosphate group, and a nitrogenous base."

# Managing wellbeing and stress during Year 11



If it's on your child's mind, we're here to help. Some of the feelings or difficulties we support with include:

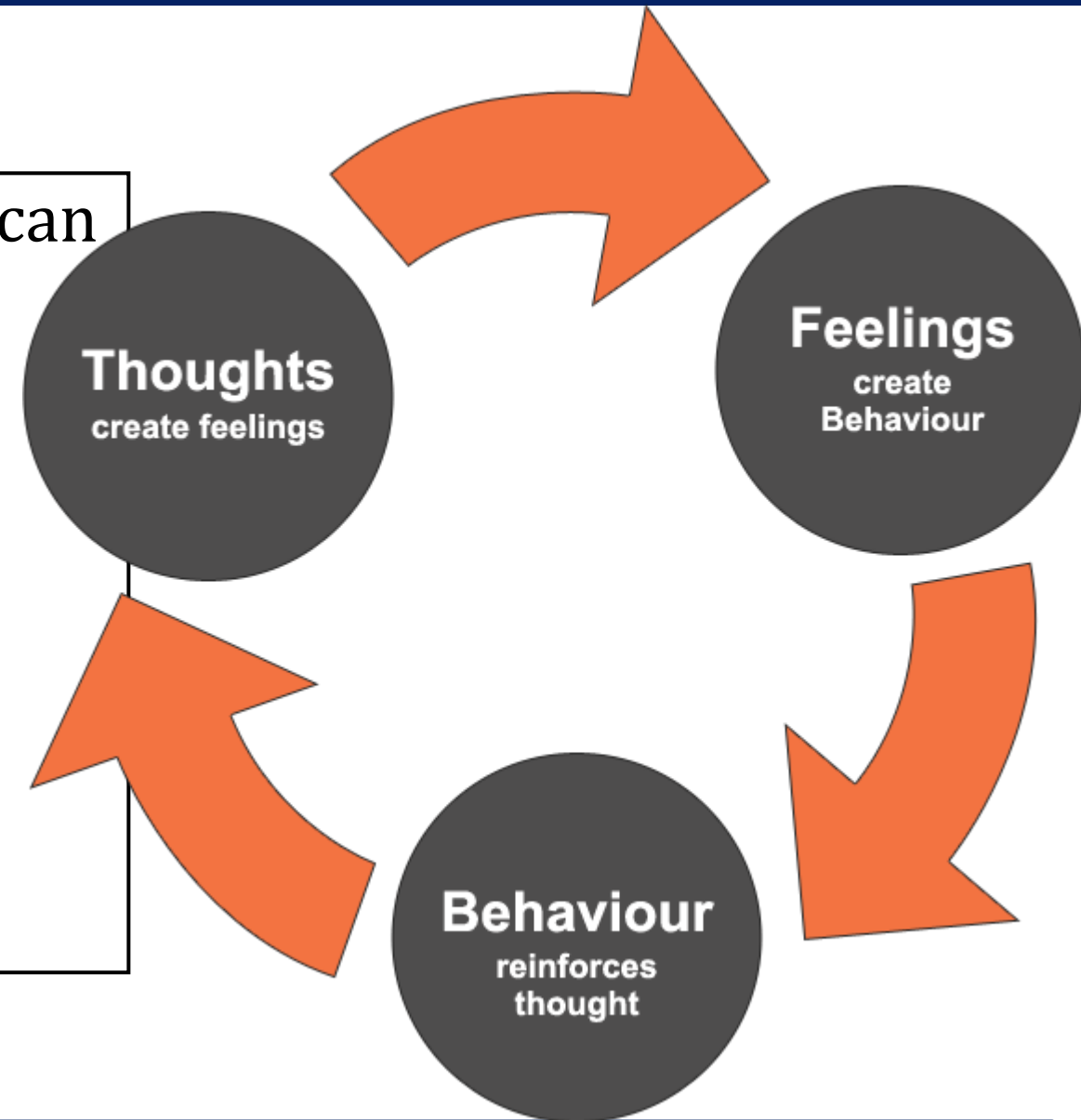
- Stress
- Anxiety
- Confidence
- Friendships
- Exam pressures
- Eating difficulties
- Loneliness
- Body image concerns
- Anger
- Moving schools
- Social media
- Suicidal thoughts

## Talking and sharing

Often we create a cycle of thought which can become negative or reinforce feelings of worry, stress and anxiety.

Sharing that problem can give a new perspective and break that cycle.

You may solve the issue yourself or with supportive advice from a friend.



**Sheffield Park Academy**

The best in everyone™

Part of United Learning

**Community Ambition Respect Endurance**



# Kooth provides 365 & 24/7 access

## Anonymous Users

Our users remain anonymous to protect their privacy, giving them confidence to speak out and access support without the fear of judgement

## Therapeutic Choice

We offer a full mental health toolkit - giving our users the opportunity to choose what kind of support works for them, when they need it



### Self-help Resources

### Community Support

### Practitioner Intervention

#### Goal Setting

Personal goals can be set and monitored in a safe moderated environment

#### Journal

A private yet simple and effective way to track mood and identify personal triggers

#### Activities

Our inclusive and accessible mini-activities support in building a range of healthy habits, combined with peer support

#### Discussion Boards

Our vibrant community interacts with other users via our peer to peer support forums

#### Magazine & Podcasts

Over 100,000 articles, pre-moderated and 70% user generated

#### Live Chat

Access to qualified practitioners (real people not bots) through drop-in or pre-arranged online chat

#### Messaging

If live chat isn't for you, you can message the online team at any time of the day and you will receive a response within 24-48hrs.



Resources  
for Families



Frequently  
asked Questions

